

HY-500 Series

Power push button switch

- Directly ON / OFF the power of compact size electric motor
- Exposed type / flush mounted type, plastic / cold rolled steel case
- Push button for ON / OFF the electric motor (forward, reverse operation)
- Lamp power ON / OFF type switch mounting type
- Electrical appliances Safety Certification



Specification

Type		Number of polarities	Rated capacity	Connecting terminal	Indicating character (button color)	Case material
Exposed type	HY-510	3P	250 V a.c 15 A	M4	ON (Black) OFF (Red)	Cold rolled steel (ON/OFF)
Flush mounted type	HY-513					
		HY-513S (Lamp switch part)	250 V a.c 15 A	M4	ON (Black) OFF (Red)	
Flush mounted type	HY-512	2P	250 V a.c 15 A	M4	ON (Black) OFF (Red)	Cold rolled steel (ON/OFF)
	HY-512S (Lamp switch part)					
Flush mounted type	HY-514	3P	250 V a.c 15 A	M4	ON (Black) OFF (Red)	Cold rolled steel (ON/OFF)
	HY-514S (Lamp switch part)					
Exposed type	HY-516	3P	250 V a.c 15 A	M4	FOR (Black) STOP (Red) REV (Black)	Cold drawn steel (Forward, reverse and stop button)
Exposed type	HY-517	3P	250 V a.c 15 A	M4	ON (Black) OFF (Red)	Plastic (ON/OFF)

※ Switch capacity for Lamp : 6(2) A 250 V a.c

※ When button is ON, case will not be dismounted so it is safe (HY-517)

Control switch
Combination display light

Power switch
Main switch
Cam switch

Limit switch
Micro switch

Hoist switch
Foot switch
Mono lever switch


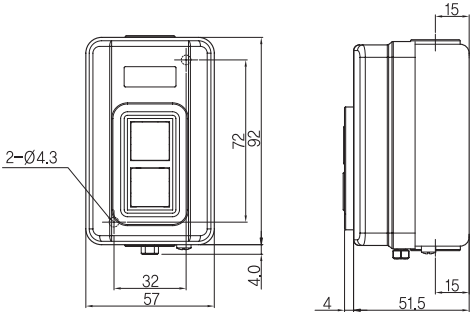
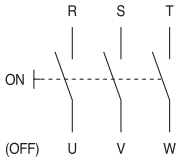

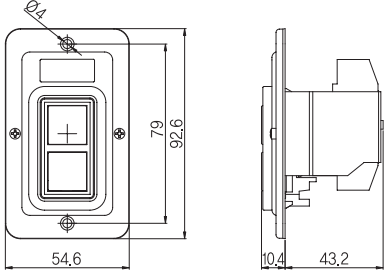
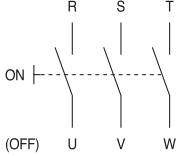

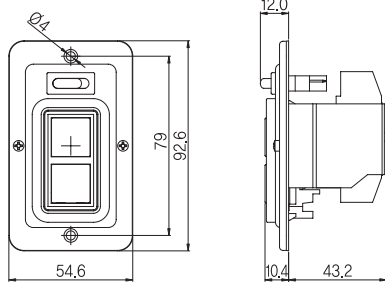
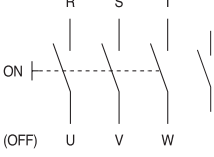

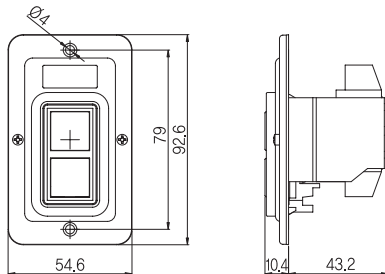
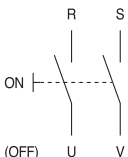
Sign tower
Signal light

Buzzer
Terminal block
Fuse holder


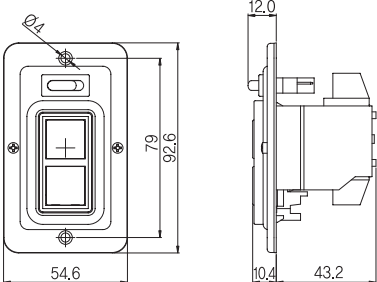
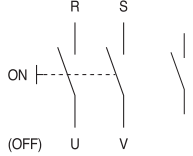

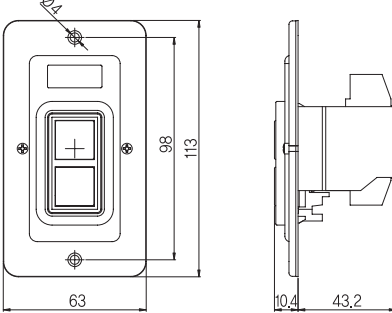
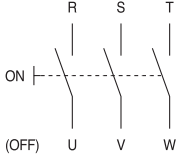

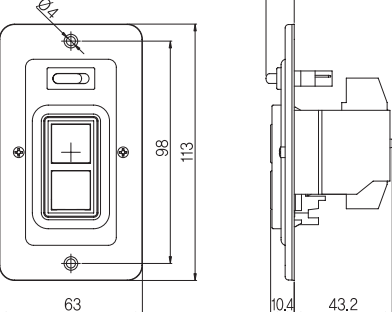
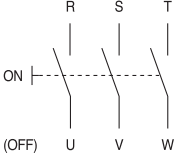

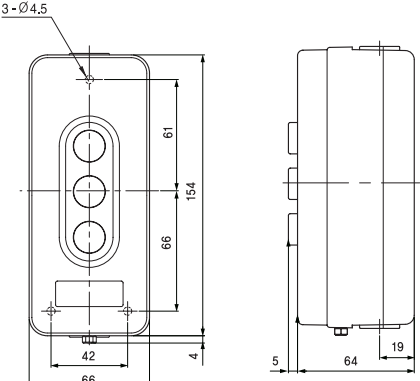
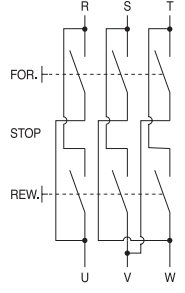
Control box
Cable connector

Discontinued Products

Dimension (unit : mm)

Appearance	Dimension	Rating and contact composition
 <p>HY-510</p>	 <p>2-\varnothing4.3</p> <p>72, 92, 4.0, 32, 57, 15, 4, 51.5, 15</p>	<p>3P, 250 V a.c 15 A</p>  <p>ON (OFF) R S T U V W</p>
 <p>HY-513</p>	 <p>\varnothing4</p> <p>79, 92.6, 54.6, 10.4, 43.2</p>	<p>3P, 250 V a.c 15 A</p>  <p>ON (OFF) R S T U V W</p>
 <p>HY-513S</p>	 <p>\varnothing4</p> <p>12.0, 79, 92.6, 54.6, 10.4, 43.2</p>	<p>3P, 250 V a.c 15 A</p>  <p>ON (OFF) R S T U V W</p>
 <p>HY-512</p>	 <p>\varnothing4</p> <p>79, 92.6, 54.6, 10.4, 43.2</p>	<p>2P, 250 V a.c 15 A</p>  <p>ON (OFF) R S U V</p>

HY-500 series

Appearance	Dimension	Rating and contact composition
 <p>HY-512S</p>		<p>2P, 250 V ac 15 A</p> 
 <p>HY-514</p>		<p>3P, 250 V ac 15 A</p> 
 <p>HY-514S</p>		<p>3P, 250 V ac 15 A</p> 
 <p>HY-516</p>		<p>3P, 250 V ac 15 A</p> 

Control switch
Combination display light

Power switch
Main switch
Cam switch

Limit switch
Micro switch


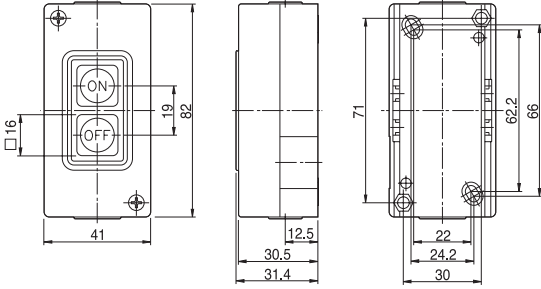
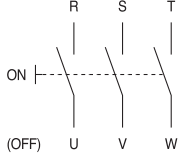
Hoist switch
Foot switch
Mono lever switch

Sign tower
Signal light

Buzzer
Terminal block
Fuse holder

Control box
Cable connector

Discontinued Products

Appearance	Dimension	Rating and contact composition
 <p data-bbox="265 600 337 625">HY-517</p>		<p data-bbox="1029 349 1193 374">3P, 250 V a.c 15 A</p> 



※ When using it as a horizontal type, pull the button and rotate it.

■ Example of Model HY-516 forward and reverse switch connection (wired internally)

- Single phase condenser running motor
- 3-phases single voltage (3 wires) motor

